Comparison of George Hills Invoices

	2012 Rich	Hours	2013 Rodger	Hours	Difference	Percentage Increase
Jan*	13,897.81	174	20,849.26	261	6,951.45	33.34%
Feb*	11,957.24	149	30,020.06	375	18,062.82	60.17%
March*	15,059.30	188	25,694.73	321	10,635.43	41.39%
April*	12,667.89	158	21,037.60	263	8,369.71	39.78%
May*	11,474.40	143	25,227.10	315	13,752.70	54.52%
June*	10,611.89	133	22,481.13	281	11,869.24	52.80%
July*	12,923.02	162	22,487.76	281	9,564.74	42.53%
Total*	88,592		167,798		79,206	47.20%
Average*	12,656		23,971		11,315	47.20%
Annualized*	151,871		287,653		135,782	47.20%

* San Benito was removed from invoice totals

	San Benito Rodger	Hours
July 2012	2,313.00	29
Aug	3,294.60	41
Sept	3,533.60	44
Oct	2,843.51	36
Nov	1,738.80	22
Dec	2,244.36	28
Jan 2013	1,413.20	18
Feb	1,806.00	23
Mar	1,965.60	25
April	1,260.00	16
May	1,291.80	16
June	1,215.60	15
Total	24,920	312
Average	2,077	26

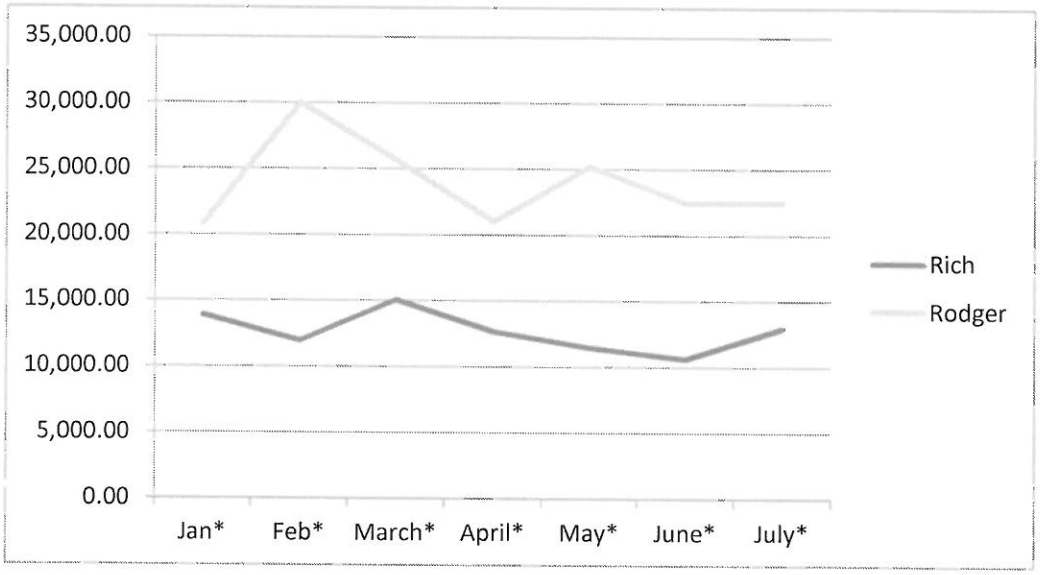
35,000.00
30,000.00
25,000.00
20,000.00
15,000.00
10,000.00
5,000.00
0.00
Jan*
Feb*
March*
April*
May*
June*
July*
Rich
Rodger

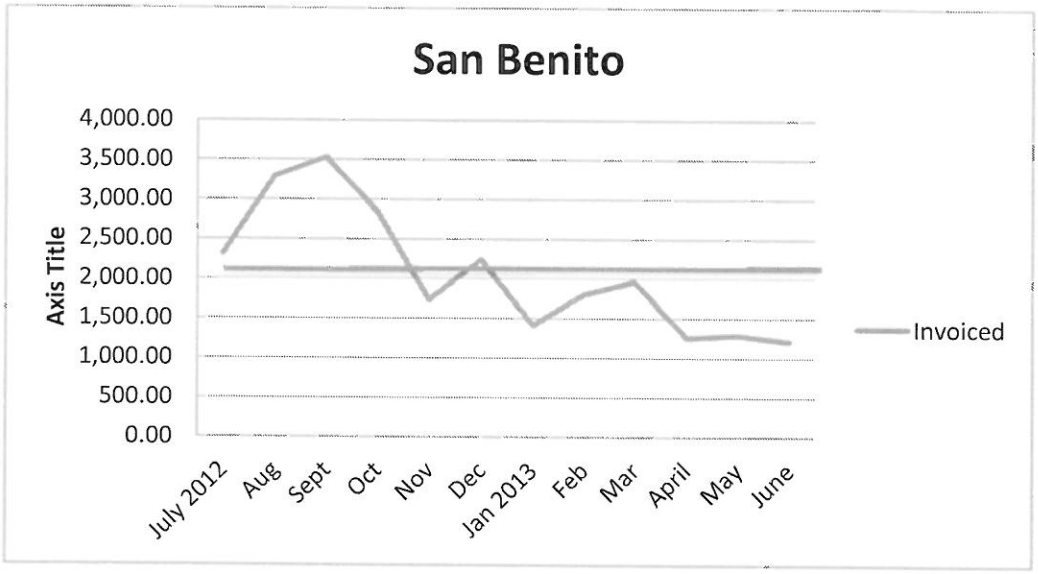
San Benito
Axis Title
4,000.00
3,500.00
3,000.00
2,500.00
2,000.00
1,500.00
1,000.00
500.00
0.00
July 2012
Aug
Sept
Oct
Nov
Dec
Jan 2013
Feb
Mar
April
May
June
Invoiced
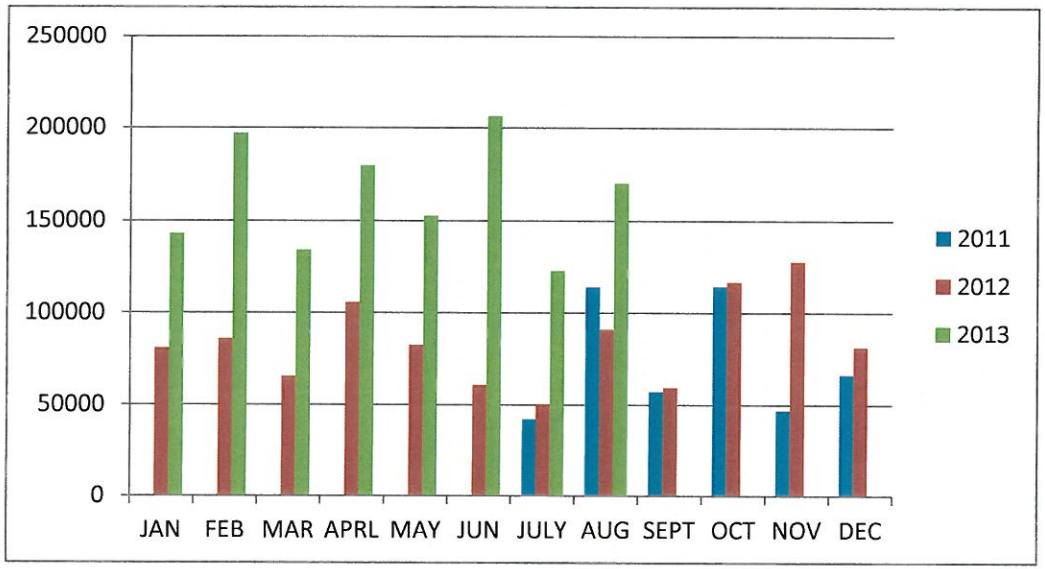
	JAN	FEB	MAR	APRL	MAY	JUN	JULY	AUG	SEPT	OCT	NOV	DEC
2011							$42,530	$113,986	$57,262	$114,436	$47,092	$66,267
2012	$80,654	$86,011	$65,491	$105,602	$82,482	$60,824	$50,241	$90,901	$59,306	$116,588	$127,692	$81,210
2013	$143,081	$197,033	$134,230	$179,614	$152,675	$206,381	$122,637	$170,034